



# Launching Your CPD Journey

Nikki Overcash

October 23, 2025

# Agenda

**01 Welcome & Purpose**

**02 Framework Essentials**

**03 Professional Identity**

**04 Self-Mapping Activity**

**05 Wrap-up**

# Introduction



Hi there! I'm Nikki!

I've lived in

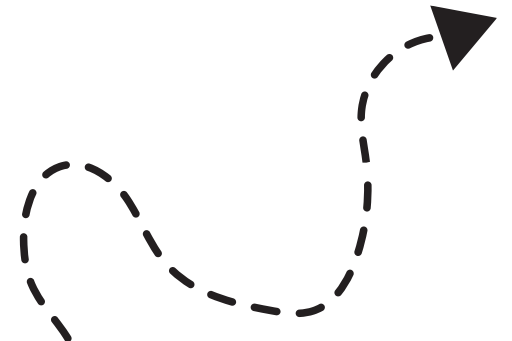
- North Carolina, Nevada, and Illinois in the United States
- Japan, China, and currently Hanoi, Vietnam
- Teaching since 2007
- Educational Consultant, Career Counselor, and Academic Coach

**ENGLISH  
LANGUAGE  
PROGRAMS**

*The World is  
Your Classroom*



U.S. DEPARTMENT OF STATE




Your participation matters!

On your phone or tablet, go to  
[classpoint.app](https://classpoint.app)


Enter the code at the top of the  
screen.

This will allow you to  
participate in various activities  
as we go and to see the slides.



## Time to Practice!

What is one of the most significant changes you have experienced in your teaching career so far?



Short Answer

## Short Answer submissions (1/2)

Name	Response
Dmytro	I began to understand my teachers in school
Victor	Professional Experience
Tatiana	online teaching
Oleksii	i don't know
Anna	Collaborative professional development projects

## Short Answer submissions (2/2)

Name	Response
Olha	Swirching from philology to teaching methodology
Sviitlana	switching from offline to online setting
Tania	Student's attitude to studying, may be because of online teaching

The background features a series of overlapping circles in shades of brown and beige. A white banner with a thin brown border is positioned horizontally across the middle. The number '01' is prominently displayed in white on the left side, and the text 'Welcome & Purpose' is centered in the banner in a bold, dark font.

01

# **Welcome & Purpose**



# What Does Professional Development Mean to You?

Share one word or phrase that captures your current view of PD.



Word Cloud

# Launching Our Professional Growth Journey (CPD)

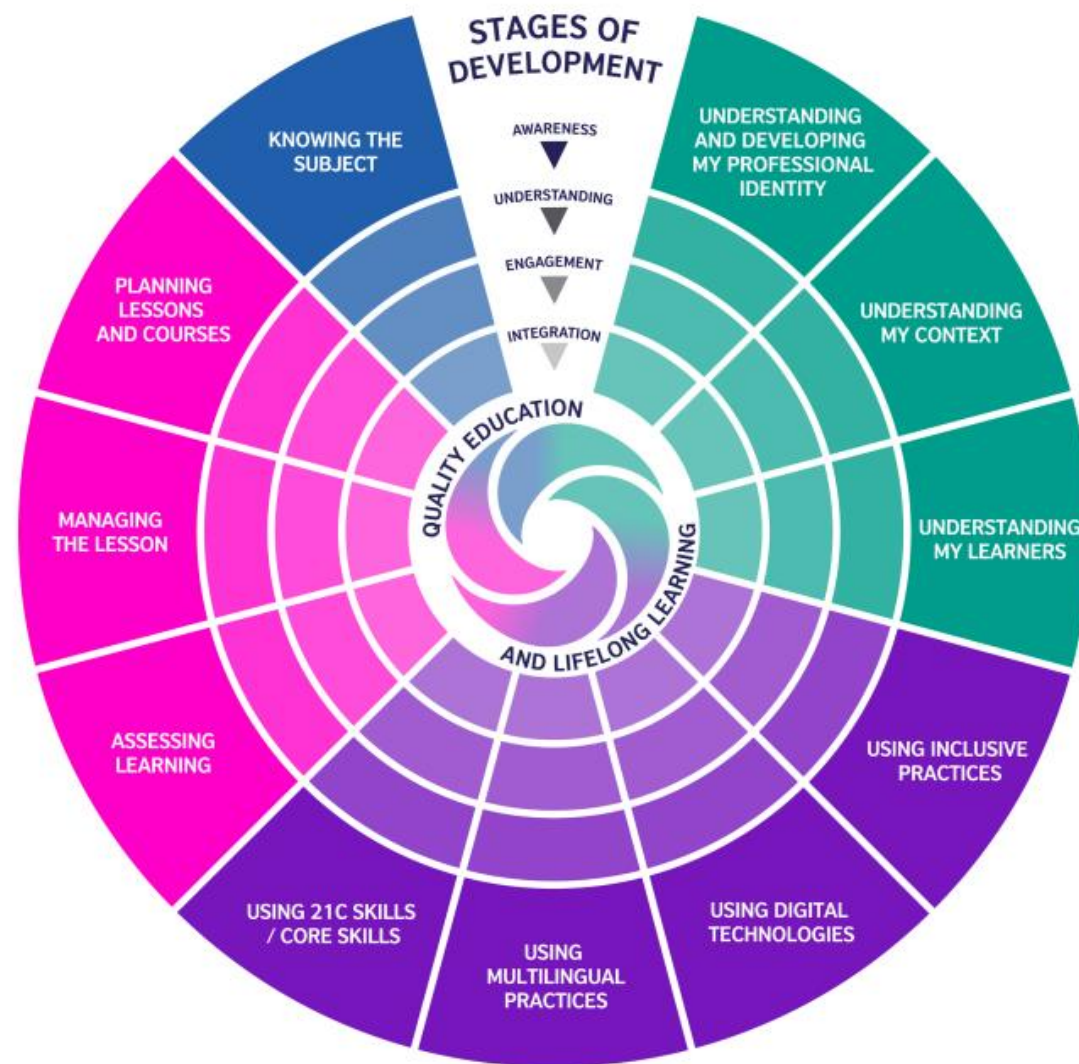
The British Council CPD Framework for Teachers (2025) is a compass for

reflective,  
teacher-led, and  
context-sensitive

professional development.

<https://www.teachingenglish.org.uk/professional-development/teachers>

Figure 1: The framework



The background features a light beige color with a subtle vertical stripe pattern. On the left, there are two overlapping circles in shades of brown and tan. A white banner with a thin brown border extends from the right edge of the circles across the upper middle of the slide.

02

## **Framework Essentials**



It supports teachers as lifelong learners,  
providing a tool

# Meet the 2025 CPD Framework

A map of 11 interconnected professional practices grouped into three key areas.

It's a context-neutral yet context-responsive tool, adaptable to your unique teaching environment in Ukraine.

## The professional practices

Subject knowledge, pedagogical knowledge and the knowledge base for each professional practice are fundamental for good teaching:

Knowing the subject

There are three professional practices that inform the decisions you make about teaching and learning in relation to where you are working, who you are teaching, and how you see yourself as a teacher now and in the future:

Understanding my context

Understanding my learners

Understanding and developing my professional identity

There are three professional practices that describe general teaching and learning processes:

Planning lessons and courses

Managing the lesson

Assessing learning

There are four cross-cutting professional practices:

Using digital technologies

Using inclusive practices

Using multilingual practices


Using 21st century skills / core skills <sup>2</sup>



# Four Stages of Teacher Growth

Development is a spiral, not a ladder.

You can enter or re-enter any stage as your context evolves.



- ▼ **Awareness:** You have heard of this professional practice, but do not yet know enough to include it in your teaching.
- ▼ **Understanding:** You know what the professional practice is and why it is important, and have started to include it in your teaching.
- ▼ **Engagement:** You demonstrate your understanding and confidence in this professional practice in areas of your work.
- ▼ **Integration:** You demonstrate a high level of competency in this professional practice, and this consistently informs what you do at work.

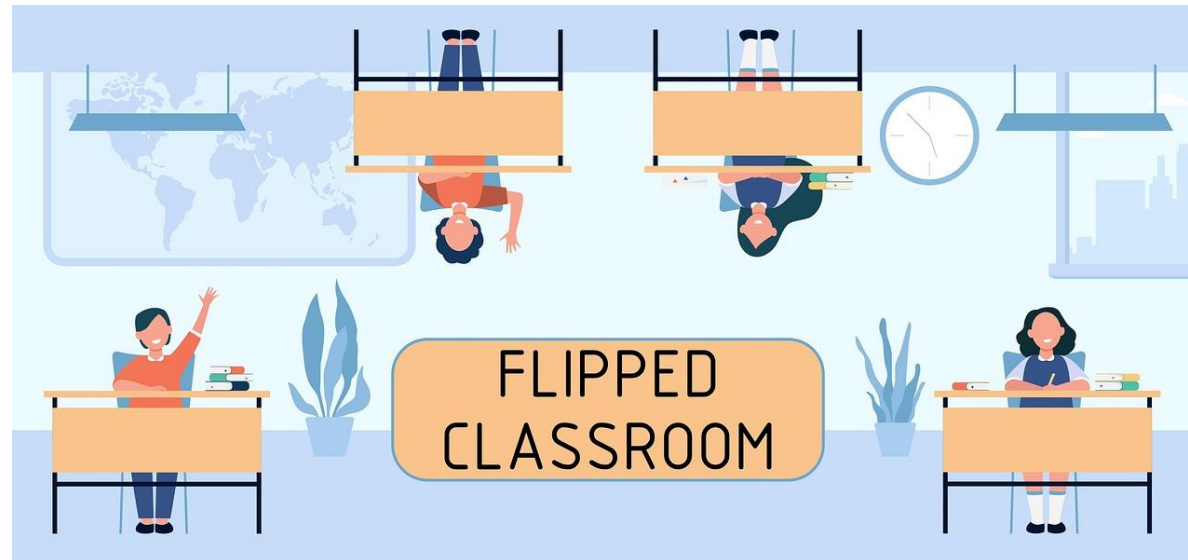
# Example: Flipped Classroom

The **flipped classroom** reverses the traditional teaching sequence:

**Before class:** students learn content with *input materials* (e.g., videos, readings, slides, podcasts).

**During class:** time is used for *interactive, communicative, and higher-order tasks*, applying, analyzing, and creating with the content.

This approach shifts the teacher's role from *knowledge provider* to facilitator and guide.



# The professional practices

Subject knowledge, pedagogical knowledge and the knowledge base for each professional practice are fundamental for good teaching:

## Knowing the subject

There are three professional practices that inform the decisions you make about teaching and learning in relation to where you are working, who you are teaching, and how you see yourself as a teacher now and in the future:

## Understanding my context

## Understanding my learners

## Understanding and developing my professional identity

There are three professional practices that describe general teaching and learning processes:

## Planning lessons and courses

## Managing the lesson

## Assessing learning

There are four cross-cutting professional practices:

## Using digital technologies

## Using inclusive practices

## Using multilingual practices

## Using 21st century skills / core skills <sup>2</sup>



# Application to the CPD Framework

## Knowing the subject

The teacher must understand *language content* and *pedagogical principles*

### Example:

A teacher designing a video lesson on “Polite Requests in English” needs to analyze language function, register, and form, ensuring explanations and examples are accurate and level-appropriate.

## Understanding and developing my professional identity

The flipped classroom challenges traditional teacher roles, shifting from “lecturer” to “coach.” Teachers must reflect on their beliefs about control, authority, and learner autonomy.

### Example:

After trying a flipped lesson, a teacher journals about how it felt to let go of lecturing time and observes how students responded to increased responsibility.

The background features a series of overlapping circles in shades of brown and beige on the left side. A white banner with a thin brown border extends from the right edge of the circles across the top of the slide.

03

## **Professional Identity**

# Start With **Who You Are**

Sustainable CPD begins with self-knowledge.

Understanding your professional identity is the foundation for growth.

Cultural & Linguistic Background: Your unique experiences shape your teaching.

Prior Education & Beliefs: Your values influence your approach to diversity and inclusion.

Institutional Role: Your context within Ukraine's evolving educational landscape.



# Pair Discussion: Your Teaching Identity

Take a moment to reflect and share with a colleague.

"How has your context and experience shaped who you are as a teacher today?"



Speak & Listen  
(3 mins each)



Find Commonality  
(1 thing)



Note a Difference  
(1 thing)

The background features a large, light beige circle on the left side. Overlapping its right edge is a white banner with a thin brown border. The number '04' is displayed in large white font within the beige circle. The text 'Self-Mapping Activity' is written in bold black font on the white banner. In the bottom right corner, a portion of another light beige circle is visible.

04

## **Self-Mapping Activity**

# Reflect and Map Your Current Practice

[This self-assessment](#) is a compass, not a report card. Your answers will and should shift throughout your career.

## Step 2: Where Am I Now?

Rate your current stage for each professional practice:

● Awareness   ● Understanding   ● Engagement   ● Integration



Professional Practice	My Stage ( ● ● ● ● )	Example from My Teaching
Knowing the subject		
Understanding my context		
Understanding my learners		
Understanding & developing my professional identity		

# Share & Debrief

Take a moment to share one strength and one area you'd like to further develop from the CPD Framework.

Remember:

- The framework is a **compass**, not a report card.
- All starting points are valid and respected.
- You have the **agency** to choose your path.

Share a Strength

Identify a Growth Area

 Short Answer



## Short Answer submissions

Name	Response
Anna	Using inclusive practices
Maria	Strength: using digital tools Growth: subject, lessons planing



The background features a series of overlapping circles in shades of brown and tan on the left side. A white horizontal banner with a thin brown border is positioned in the center-right. The number '05' is displayed in large white font on the left, and the text 'Wrap-up' is in bold black font on the banner.

05

**Wrap-up**

# Key Takeaways & Wrap-Up

CPD is lifelong and reflective. It's a continuous journey of growth.

The framework offers structure and choice. It guides without being prescriptive.

Growth starts with knowing yourself. Self-awareness is the foundation of development.



# Thank you!

[n.m.overcash@gmail.com](mailto:n.m.overcash@gmail.com)

<https://www.linkedin.com/in/nikkiovercash/>